

# "High Frequency Ceramic Solutions"

**868 and 915MHz dual (wideband) ISM band SMD chip antenna P/N 0900AT43A0070**

Detail Specification: 6/13/2016

Page 1 of 8

## General Specifications

Part Number	0900AT43A0070
Frequency (MHz)	858 - 928
Peak Gain (XZ-total)	-0.5 dBi typ.
Average Gain (XZ-total)	-2.5 dBi typ.
Radiated Efficiency	48% ave. <sup>1</sup>
Return Loss	-4 dB min.
impedance	50 Ω
Reel Quantity	1,000
Operating Temperature	-40 to +85°C
Storage Temperature	-40 to +85°C
Power Capacity	2W max. (CW)



Recommended Storage Conditions of unused product on T&R	+5 to +35°C, Humidity 45~75%RH
Storage Period	18 months max.

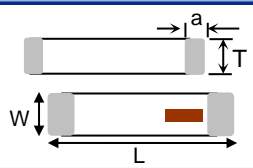
<sup>1</sup>On test board 0900AT43A0070-EB2SMA, Layout# 2, page 5

## Part Number Explanation

P/N Suffix	Packing Style			
		Bulk (loose)	Suffix = S	eg. 0900AT43A0070S
		T & R	Suffix = E	eg. 0900AT43A0070E
		100% Tin	Suffix = E or S	eg. 0900AT43A0070(E or S)

## Mechanical Dimensions

	In	mm
L	0.276 ± 0.008	7.00 ± 0.20
W	0.079 ± 0.008	2.00 ± 0.20
T	0.031 ± +.004/-0.008	0.80 ± +0.1/-0.2
a	0.020 ± 0.012	0.50 ± 0.30

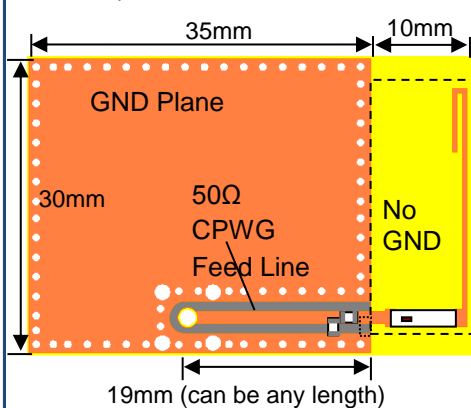


## Terminal Configuration

No.	Function
1	RF Feed Point
2	To trace element

## Layout Recommendation #1

Test board p/n: 0900AT43A0070-EB1SMA



- Orderable EVB for evaluation, it comes with a female SMA connector. Go to: [www.johansontechnology.com/request-a-sample](http://www.johansontechnology.com/request-a-sample) and ask for p/n 0900AT43A0070-EB1SMA

- Need help laying out the antenna, want us to review your antenna design (free!), require the Gerber files for this EVB, or would like us to validate the new tuning values of your PCB (fee may apply) go to: [www.johansontechnology.com/ask-a-question](http://www.johansontechnology.com/ask-a-question)

[www.johansontechnology.com/ipc-antenna-services](http://www.johansontechnology.com/ipc-antenna-services)

- The total antenna area usage for this EVB is approx. 25x10mm (due to trace element), but the trace can be re-shaped to reduce effective area and conform to the designer's PCB!



[www.johansontechnology.com](http://www.johansontechnology.com)

4001 Calle Tecate • Camarillo, CA 93012 • TEL 805.389.1166 FAX 805.389.1821

Ver 1.4

2015 Johanson Technology, Inc. All Rights Reserved

# "High Frequency Ceramic Solutions"

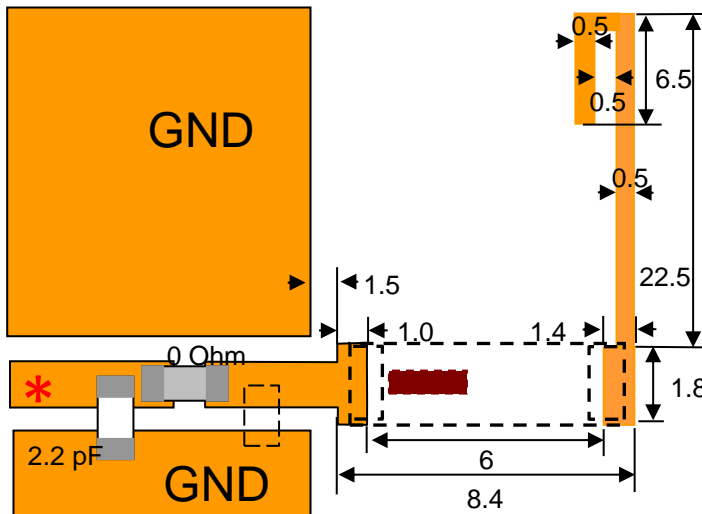
868 and 915MHz dual (wideband) ISM band SMD chip antenna P/N 0900AT43A0070

Detail Specification: 6/13/2016

Page 2 of 8

Recommended Application ISM

## Layout Recommendation #1

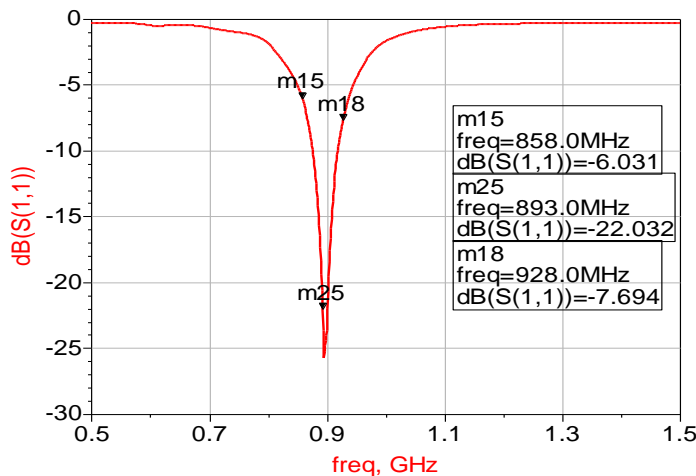


\* Line width should be designed to match 50ohm characteristic impedance, depending on your PCB material and thickness (distance to GND)

• Attention: Matching circuits and component values will be different on the client's design, depending on PCB layout, geometry, etc. It is recommended that the designer leave available slots for a "pi" (or shunt-series-shunt) network. The antenna matching network values you see here are used when antenna is mounted on Johanson's evaluation board.

• Need help laying out the antenna, want us to review your antenna design (free!), require the Gerber files for this EVB, or would like us to validate the new tuning values of your PCB (fee may apply) go to: [www.johansontechnology.com/ask-a-question](http://www.johansontechnology.com/ask-a-question)

## Typical Electrical Characteristics S11 return loss (T=25 °C) on Layout #1



This antenna has about 20MHz of guard-band on each side

Johanson Technology, Inc. reserves the right to make design changes without notice. Please confirm the specifications and delivery conditions when placing your order. All sales are subject to Johanson Technology, Inc. terms and conditions.



[www.johansontechnology.com](http://www.johansontechnology.com)

4001 Calle Tecate • Camarillo, CA 93012 • TEL 805.389.1166 FAX 805.389.1821

Ver 1.4

2015 Johanson Technology, Inc. All Rights Reserved

# "High Frequency Ceramic Solutions"

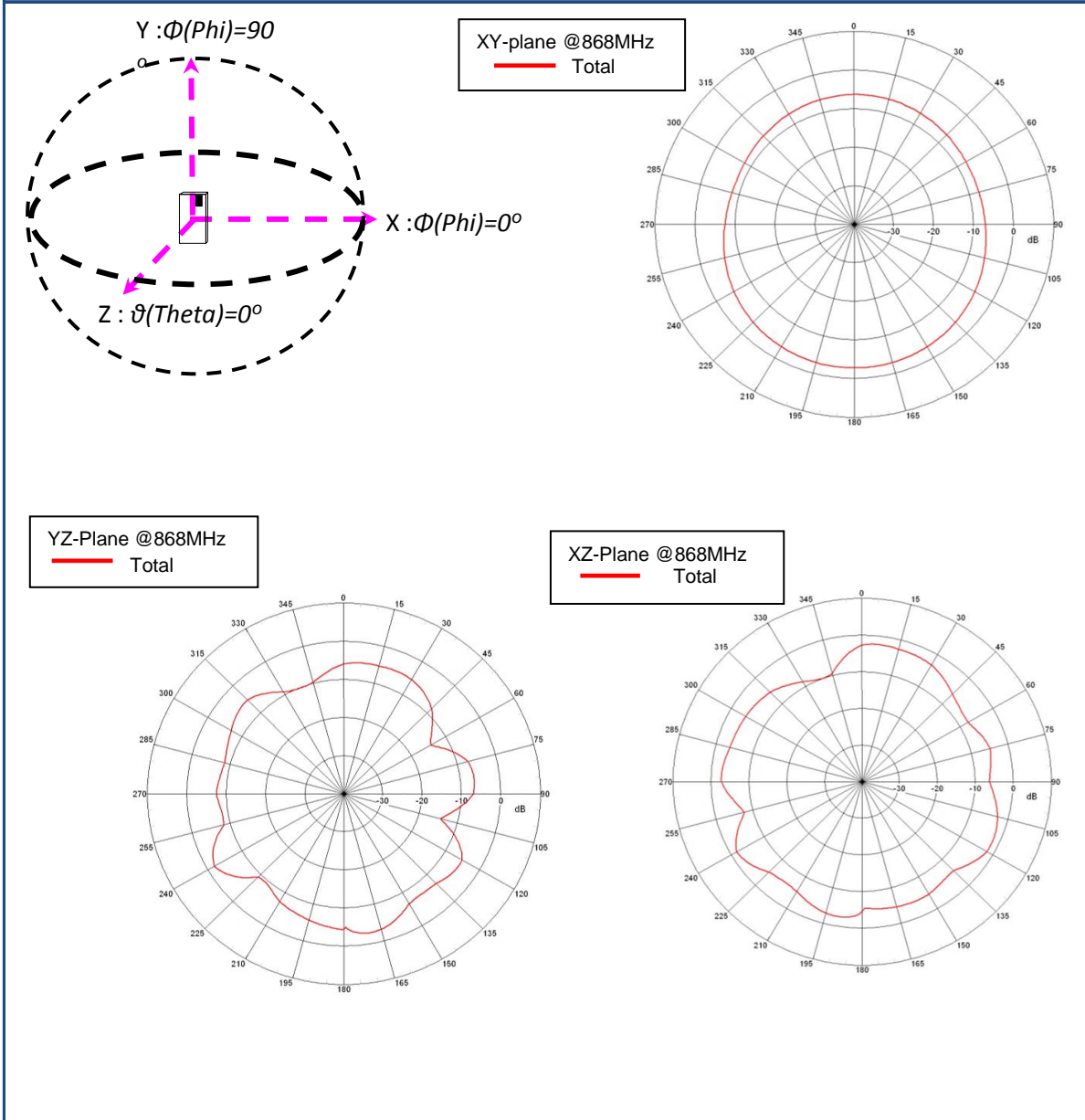
868 and 915MHz dual (wideband) ISM band SMD chip antenna P/N 0900AT43A0070

Detail Specification: 6/13/2016

Page 3 of 8

Recommended Application ISM

## Typical Radiation Patterns (@25C) of Layout Recommendation #1



Johanson Technology, Inc. reserves the right to make design changes without notice. Please confirm the specifications and delivery conditions when placing your order. All sales are subject to Johanson Technology, Inc. terms and conditions.



[www.johansontechnology.com](http://www.johansontechnology.com)

4001 Calle Tecate • Camarillo, CA 93012 • TEL 805.389.1166 FAX 805.389.1821

Ver 1.4

2015 Johanson Technology, Inc. All Rights Reserved

# "High Frequency Ceramic Solutions"

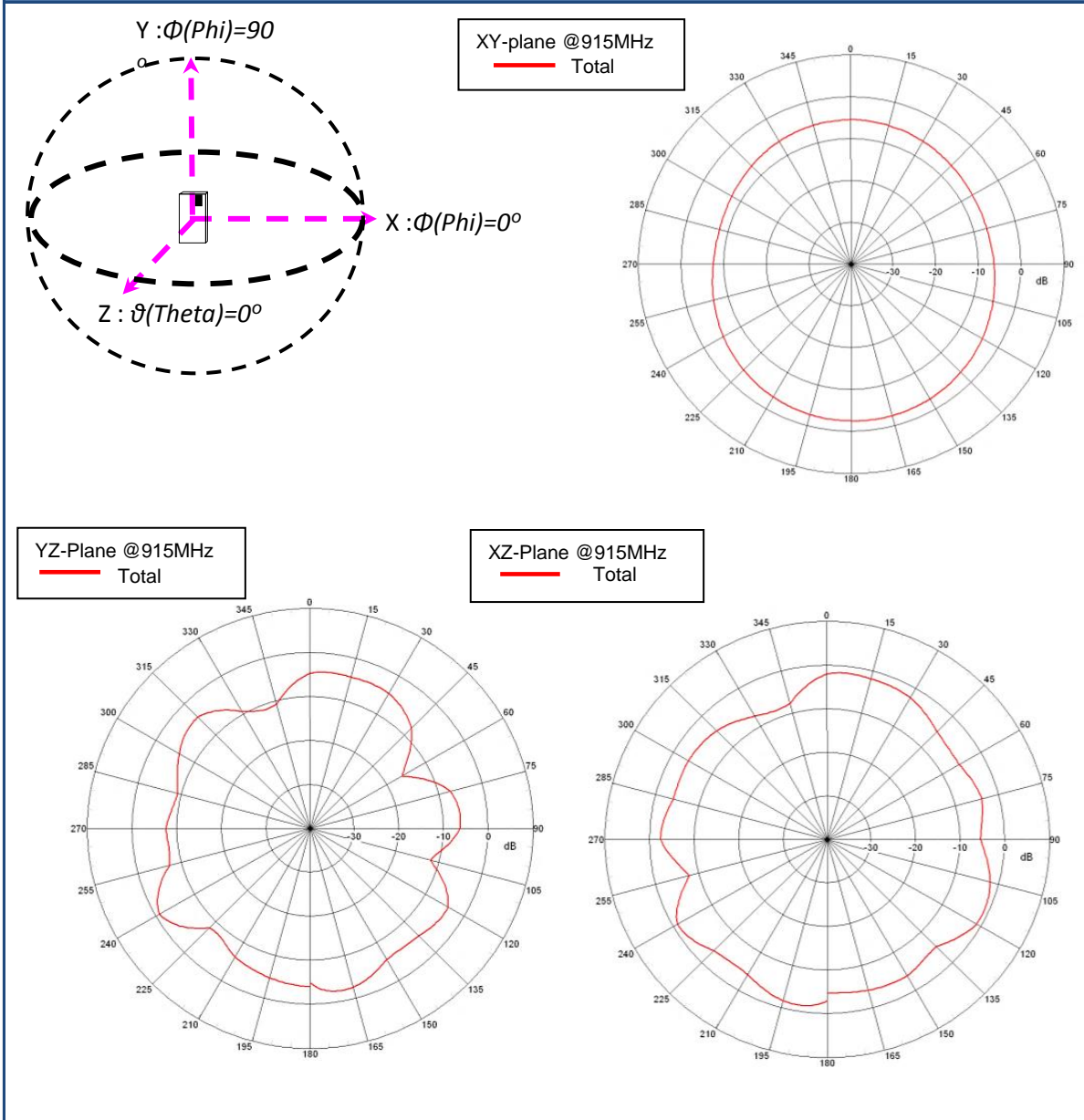
868 and 915MHz dual (wideband) ISM band SMD chip antenna P/N 0900AT43A0070

Detail Specification: 6/13/2016

Page 4 of 8

Recommended Application ISM

## Typical Radiation Patterns (@25C) of Layout Recommendation #1



Johanson Technology, Inc. reserves the right to make design changes without notice. Please confirm the specifications and delivery conditions when placing your order. All sales are subject to Johanson Technology, Inc. terms and conditions.



[www.johansontechnology.com](http://www.johansontechnology.com)

4001 Calle Tecate • Camarillo, CA 93012 • TEL 805.389.1166 FAX 805.389.1821

Ver 1.4

2015 Johanson Technology, Inc. All Rights Reserved

# "High Frequency Ceramic Solutions"

868 and 915MHz dual (wideband) ISM band SMD chip antenna P/N 0900AT43A0070

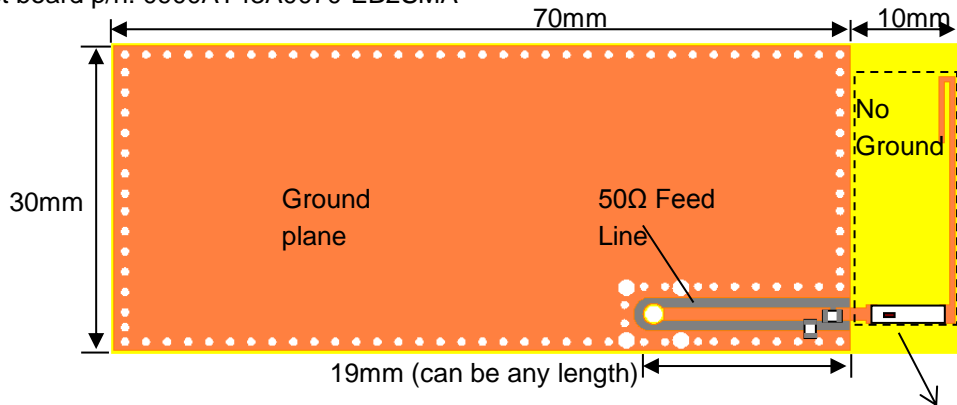
Detail Specification: 6/13/2016

Page 5 of 8

Recommended Application ISM

## Layout Recommendation #2

Test board p/n: 0900AT43A0070-EB2SMA



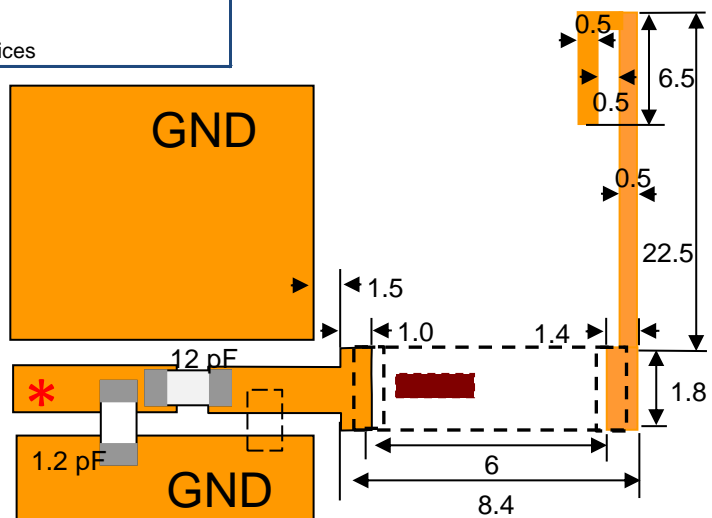
• Orderable EVB for evaluation, it comes with a female SMA connector. Go to: [www.johansontechnology.com/request-a-sample](http://www.johansontechnology.com/request-a-sample) and ask for p/n 0900AT43A0070-EB2SMA

• The total antenna area usage for this EVB is approx. 25x10mm (due to trace element), but the trace can be re-shaped to reduce effective area and conform to the designer's PCB!

• Need help laying out the antenna, want us to review the design (free!), require the Gerber files for this EVB, or would like us to validate the new tuning values of your PCB (fee may apply) go to: [www.johansontechnology.com/ask-a-question](http://www.johansontechnology.com/ask-a-question)

[www.johansontechnology.com/ipc-antenna-services](http://www.johansontechnology.com/ipc-antenna-services)

\* Line width should be designed to match 50ohm characteristic impedance, depending on your PCB material and thickness (dist to GND)



Johanson Technology, Inc. reserves the right to make design changes without notice. Please confirm the specifications and delivery conditions when placing your order. All sales are subject to Johanson Technology, Inc. terms and conditions.



[www.johansontechnology.com](http://www.johansontechnology.com)

4001 Calle Tecate • Camarillo, CA 93012 • TEL 805.389.1166 FAX 805.389.1821

Ver 1.4

2015 Johanson Technology, Inc. All Rights Reserved

# "High Frequency Ceramic Solutions"

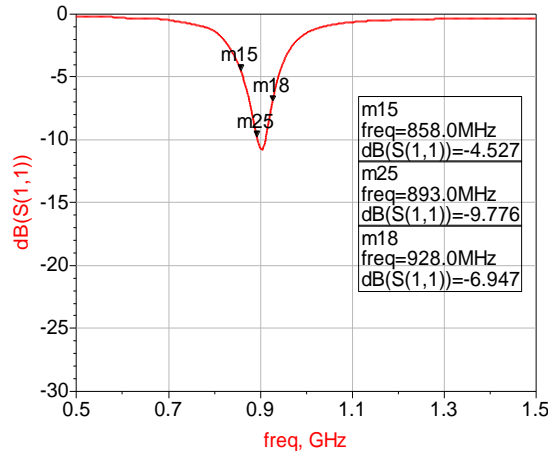
868 and 915MHz dual (wideband) ISM band SMD chip antenna P/N 0900AT43A0070

Detail Specification: 6/13/2016

Page 6 of 8

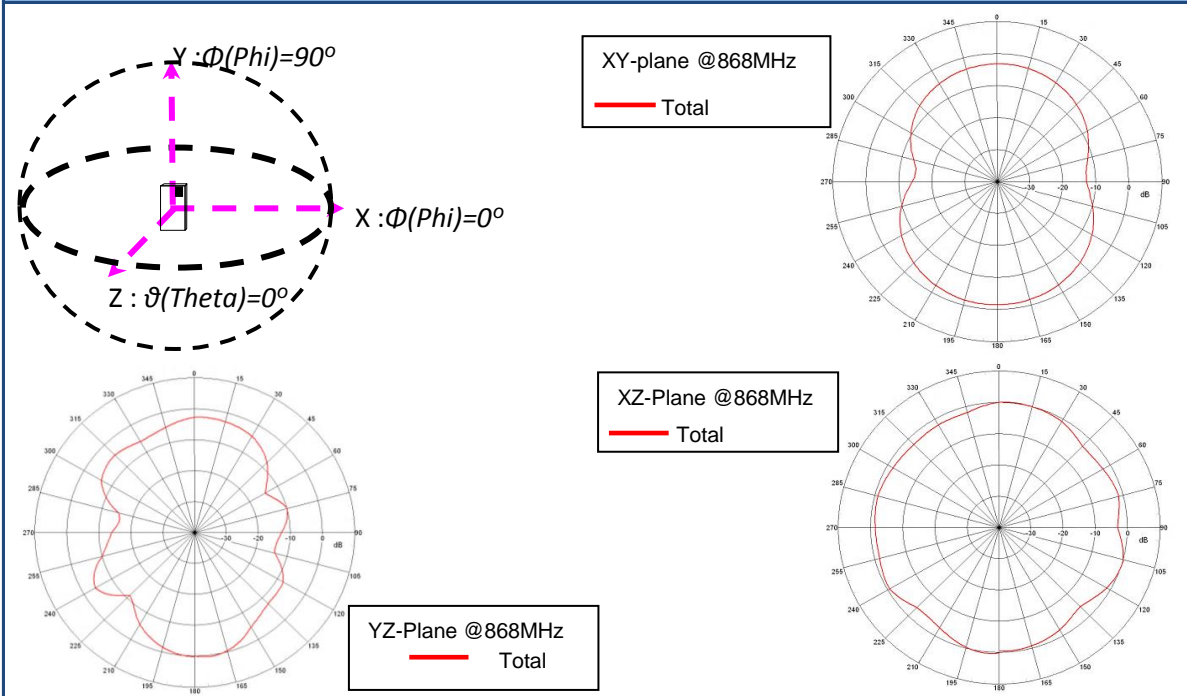
Recommended Application ISM

## Typical Electrical Characteristics S11 return loss (T=25 °C) on Layout #2



This antenna has about 20MHz of guard-band on each side

## Typical Radiation Patterns (@25C) of Layout Recommendation #2



Johanson Technology, Inc. reserves the right to make design changes without notice. Please confirm the specifications and delivery conditions when placing your order. All sales are subject to Johanson Technology, Inc. terms and conditions.



[www.johansontechnology.com](http://www.johansontechnology.com)

4001 Calle Tecate • Camarillo, CA 93012 • TEL 805.389.1166 FAX 805.389.1821

Ver 1.4

2015 Johanson Technology, Inc. All Rights Reserved

# "High Frequency Ceramic Solutions"

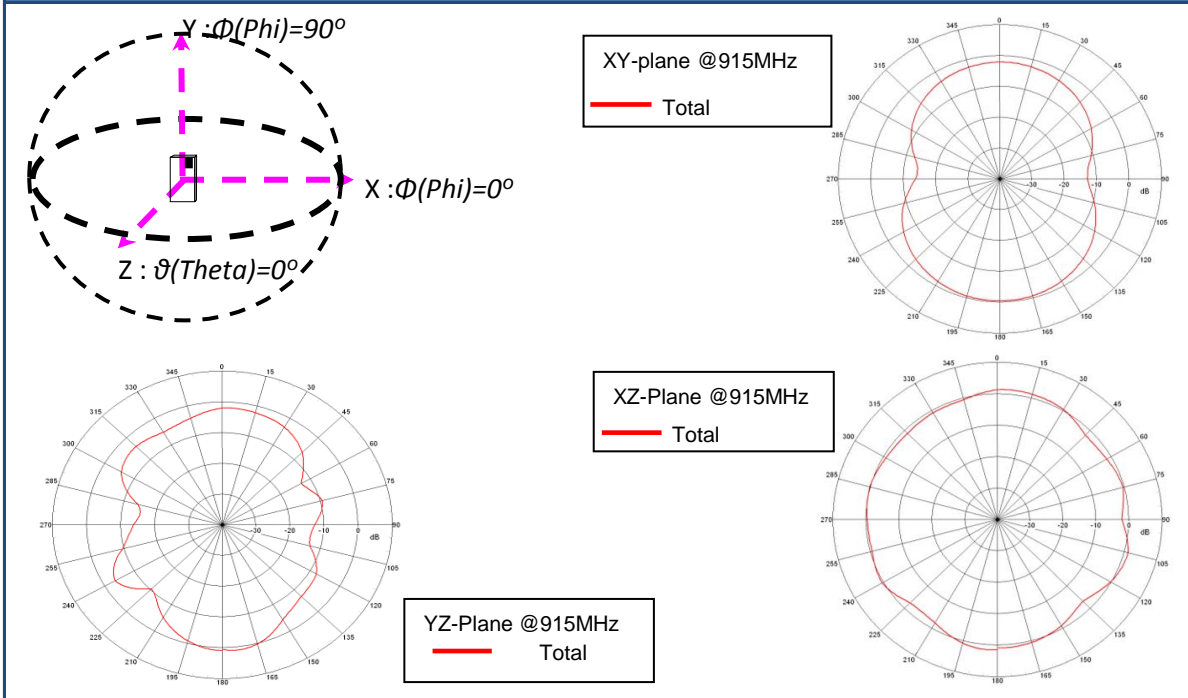
868 and 915MHz dual (wideband) ISM band SMD chip antenna P/N 0900AT43A0070

Detail Specification: 6/13/2016

Page 7 of 8

Recommended Application ISM

## Typical Radiation Patterns (@25C) of Layout Recommendation #2



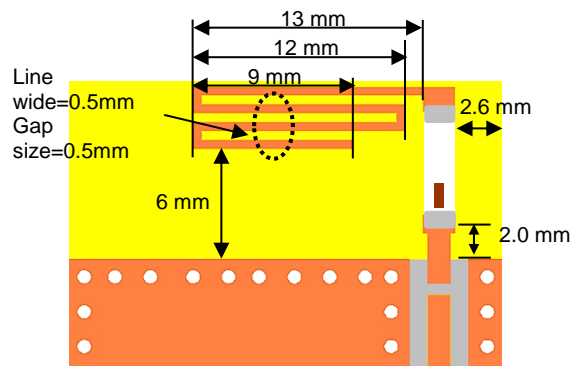
## Alternative layout with reduced effective area

No EVB available for this layout

Total radiated efficiency will be reduced by about 10%

Do you have more questions about this layout?  
 Contact our apps team at:

[www.johansontechnology.com/ask-a-question](http://www.johansontechnology.com/ask-a-question)



Johanson Technology, Inc. reserves the right to make design changes without notice. Please confirm the specifications and delivery conditions when placing your order. All sales are subject to Johanson Technology, Inc. terms and conditions.



[www.johansontechnology.com](http://www.johansontechnology.com)

4001 Calle Tecate • Camarillo, CA 93012 • TEL 805.389.1166 FAX 805.389.1821

Ver 1.4

2015 Johanson Technology, Inc. All Rights Reserved

# "High Frequency Ceramic Solutions"

**868 and 915MHz dual (wideband) ISM band SMD chip antenna P/N 0900AT43A0070**

Detail Specification: 6/13/2016

Page 8 of 8

Recommended Application ISM

## Antenna tuning, optimization, and validation Services

[www.johansontechnology.com/ipc-antenna-services](http://www.johansontechnology.com/ipc-antenna-services)

## For layout review contact our Applications Team at:

[www.johansontechnology.com/ask-a-question](http://www.johansontechnology.com/ask-a-question)

## Soldering Information

[www.johansontechnology.com/typical-soldering-profile](http://www.johansontechnology.com/typical-soldering-profile)

## MSL Info

[www.johansontechnology.com/msl-rating](http://www.johansontechnology.com/msl-rating)

## Packaging information

[www.johansontechnology.com/tape-reel-packaging](http://www.johansontechnology.com/tape-reel-packaging)

## For more antennas and download measured S-parameters, go to:

[www.johansontechnology.com/antennas](http://www.johansontechnology.com/antennas)

## RoHS Compliance

[www.johansontechnology.com/rohs-compliance](http://www.johansontechnology.com/rohs-compliance)

## Recommended Storage Condition and Max Shelf Life

[www.johansontechnology.com/recommended-storage-conditions](http://www.johansontechnology.com/recommended-storage-conditions)

Johanson Technology, Inc. reserves the right to make design changes without notice. Please confirm the specifications and delivery conditions when placing your order. All sales are subject to Johanson Technology, Inc. terms and conditions.



[www.johansontechnology.com](http://www.johansontechnology.com)

4001 Calle Tecate • Camarillo, CA 93012 • TEL 805.389.1166 FAX 805.389.1821

Ver 1.4

2015 Johanson Technology, Inc. All Rights Reserved



# Mouser Electronics

Authorized Distributor

Click to View Pricing, Inventory, Delivery & Lifecycle Information:

[Johanson:](#)

[0900AT43A0070E](#)